

Locking Cage™

Revision Acetabular Hip System



Locking Cage –

The Locking Cage is utilized for clinical case with severe acetabulum deficiency, to reconstruct the acetabular structure before the joint prosthesis is mounted on. The Locking cage consists of a locking cage main body (diameters in 50~70 mm) and required bone screws (lengths in 15~75 mm) for basic fixation.

The hook (3 sizes) and ischial flange (1 size) are modular designs for optional use when demand for extra stability exists.

The auto break-off locking nut is the key item to complete the locking mechanism, converting the bone screws from its original compressive function to a locking type function.



Locking Screw Design

The poly-axial bone screw is designed to provide flexibility selecting the optimal direction for screw insertion. In addition, the unique locking nut provides enhanced stability for the fixed structure by converting the compression screws into locking screws.

The locking nut features a hexagonal head design to improve usability intra-operatively and includes a break-off mechanism designed to act as a torque-limiter for optimized locking strength and to avoid a 'cold-welding' effect between screw threads.



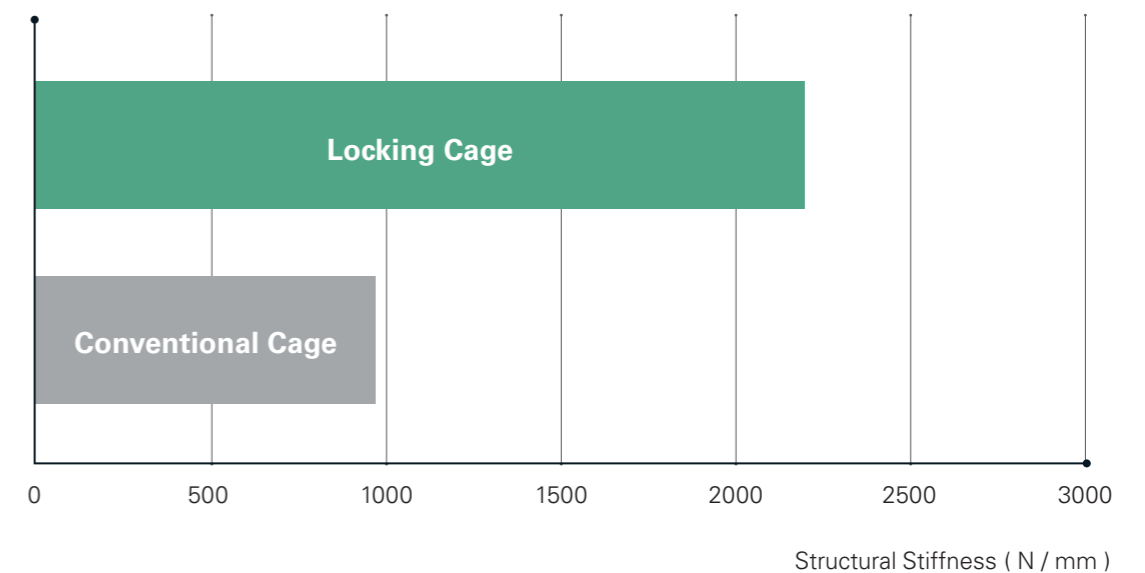
Break the neck of Locking nut, and leave the cap fully secured onto the Locking Cage

Proven Safety and Stability

The Locking Cage is designed for optimal stability to ensure successful acetabular cage fixation in patients with a damaged acetabulum, to ensure osseointegration is achieved between host and graft bones in a stable environment, and to help restore ideal joint biomechanics.

After securing the locking nuts in the Locking Cage, the inserted bone screws and the Locking Cage form a stable construct to greatly enhance structural stiffness against physiological compressive load. This reinforced structure can further protect the graft behind the Locking Cage from the threat of resorption due to excessive compressive load.

Structural Compressive Stiffness^[1]



Multiple Screw Holes

- Offers appropriate locations for screw insertion

Pre-bent Flanges

- Designed to fit with anatomy

Modular Ischial Flange

- Provides additional support option

Modular Hook


- Designed to provide additional prosthetic stability

- Available in 3 sizes

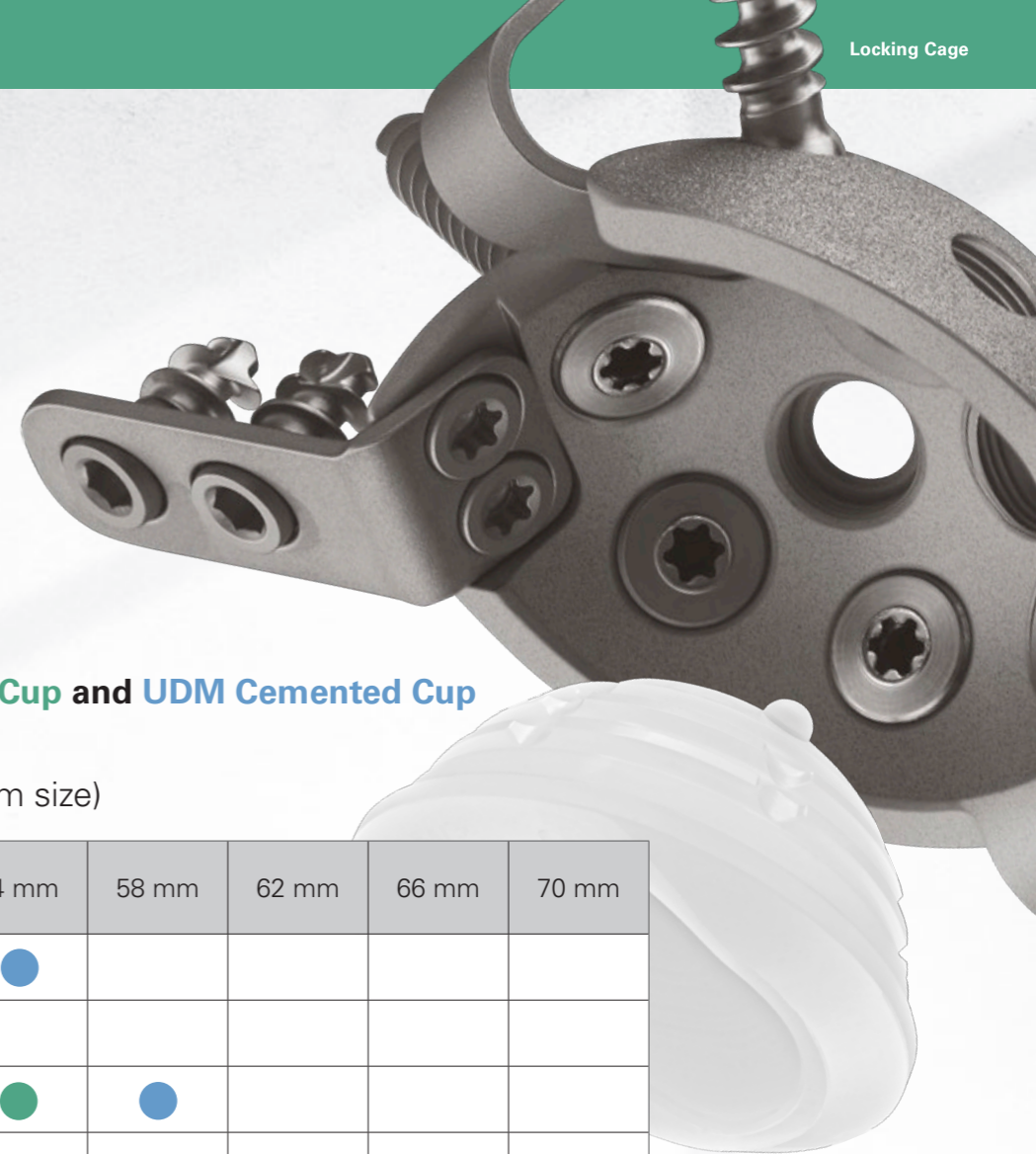
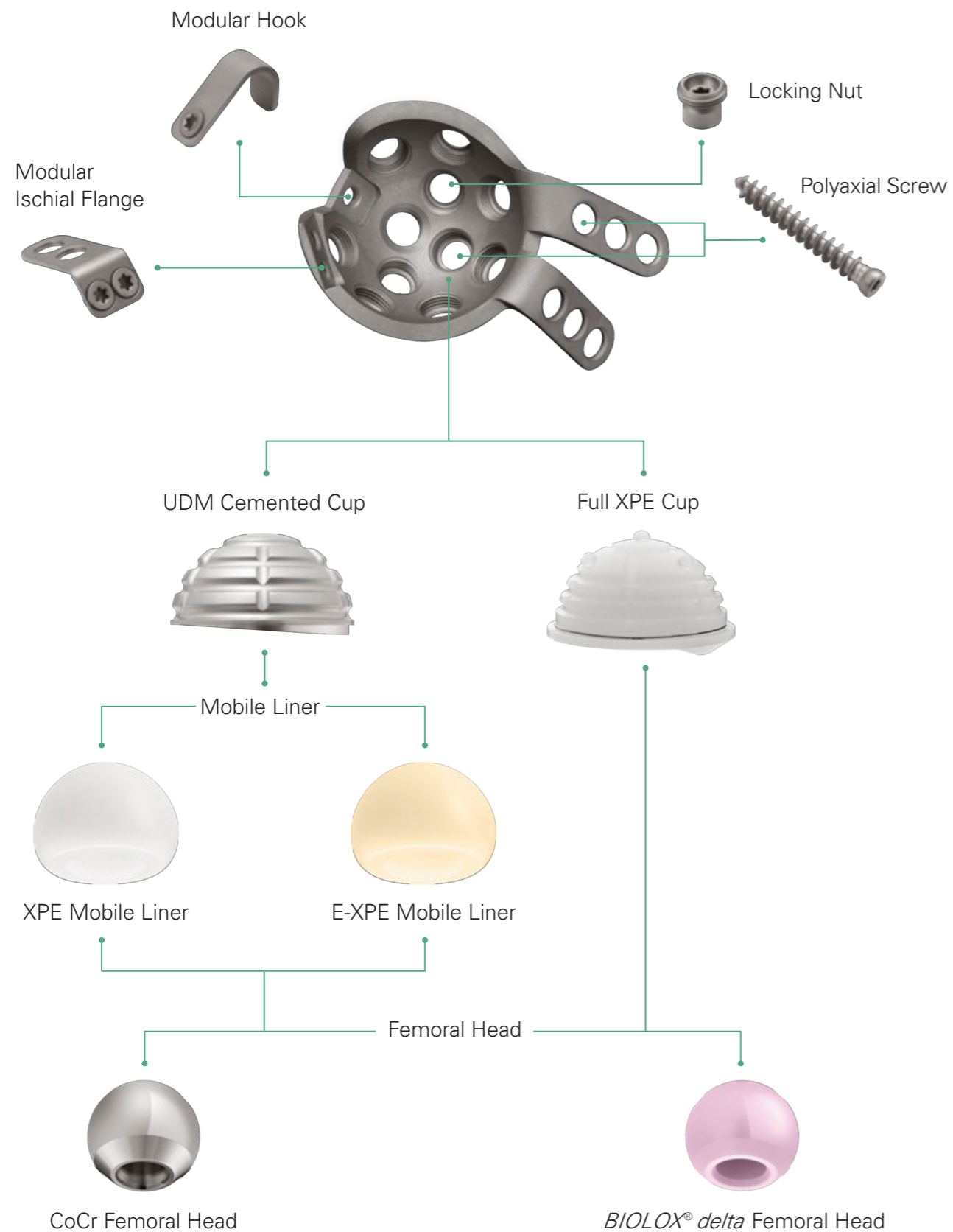
Poly-axial Screw

- Enables $\pm 21^\circ$ screw orientation for facilitating fixation to the host bone

- Screws are available in 15-75 mm lengths



Component Pairing Overview



Locking Cage, Full XPE Cup and UDM Cemented Cup Compatibility Guide
(Recommended maximum size)

Cage Size \ Cup Size	50 mm	54 mm	58 mm	62 mm	66 mm	70 mm
42 mm	●	●				
44 mm						
46 mm		●	●			
48 mm						
50 mm			●	●		
52 mm						
54 mm				●	●	
56 mm						
58 mm					●	●
60 mm						
62 mm						●



Recommended Full XPE Cup size
(2.5 mm cement mantle)








Recommended UDM Cemented Cup size
(2 mm cement mantle)

© Extra cement mantle thickness can be acquired with the cup sizes smaller than the recommended ones

Order Information

Reference

[1] Data held on file. United Orthopedic Corporation

	Catalog Number		Description
Locking Cage 	Left	Right	Outer Diameter
	1308 - 1150	1308 - 1250	50 mm
	1308 - 1154	1308 - 1254	54 mm
	1308 - 1158	1308 - 1258	58 mm
	1308 - 1162	1308 - 1262	62 mm
	1308 - 1166	1308 - 1266	66 mm
	1308 - 1170	1308 - 1270	70 mm
Locking Nut 	1908 - 5001		
Hook 	1908 - 5201	Small	
	1908 - 5202	Medium	
	1908 - 5203	Large	
Ischial Flange 	1908 - 5401		
Cancellous Locking Screw 	5208 - 1015	Ø 6.5 × 15 mm	
	5208 - 1020	Ø 6.5 × 20 mm	
	5208 - 1025	Ø 6.5 × 25 mm	
	5208 - 1030	Ø 6.5 × 30 mm	
	5208 - 1035	Ø 6.5 × 35 mm	
	5208 - 1040	Ø 6.5 × 40 mm	
	5208 - 1045	Ø 6.5 × 45 mm	
	5208 - 1050	Ø 6.5 × 50 mm	
	5208 - 1055	Ø 6.5 × 55 mm	
	5208 - 1060	Ø 6.5 × 60 mm	
	5208 - 1065	Ø 6.5 × 65 mm	
	5208 - 1070	Ø 6.5 × 70 mm	
	5208 - 1075	Ø 6.5 × 75 mm	

Please note that all United Orthopedic Corporation product brochures have been authored in the English language. Any translations into other languages have not been reviewed or approved by United Orthopedic Corporation and their accuracy cannot be confirmed. Any questions regarding United Orthopedic Corporation products should be directed to United Orthopedic Corporation at [unitedorthopedic.com/contact/](https://www.unitedorthopedic.com/contact/)

